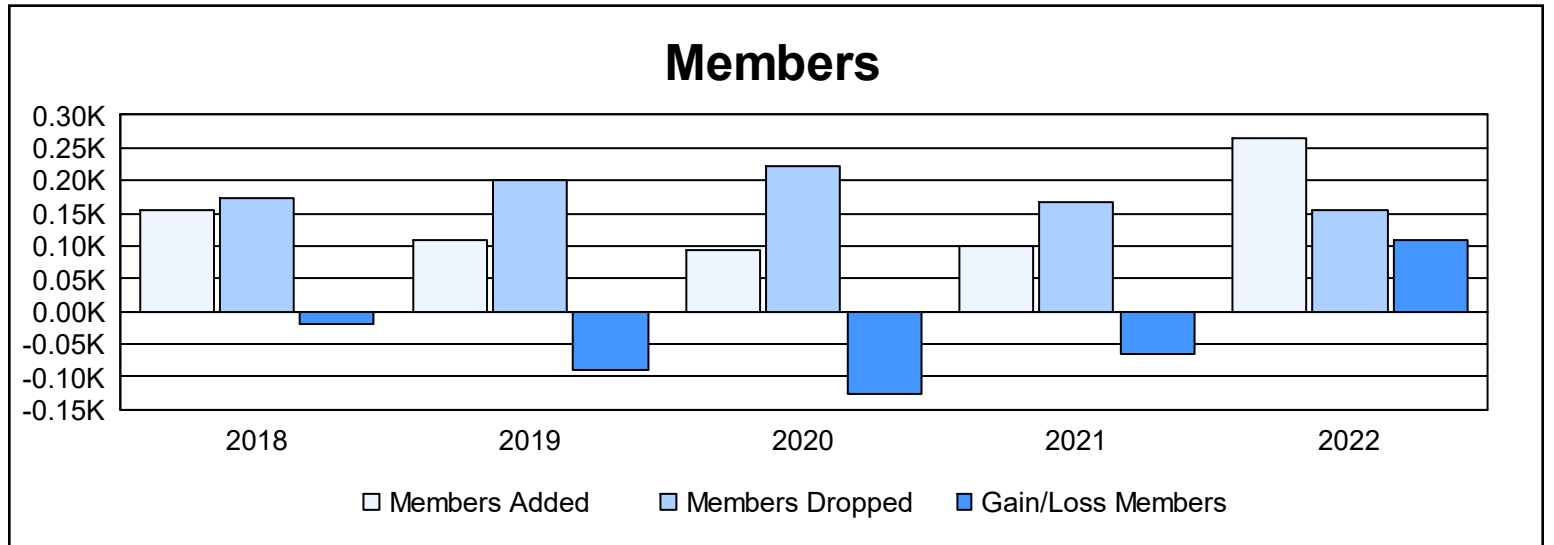
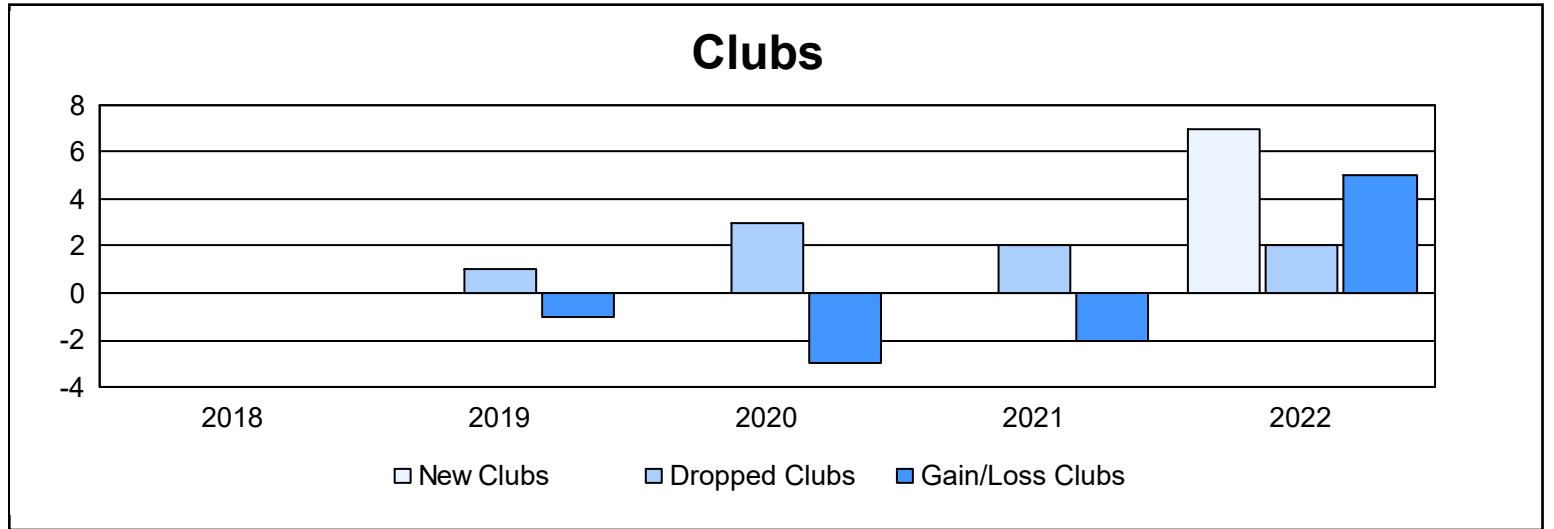
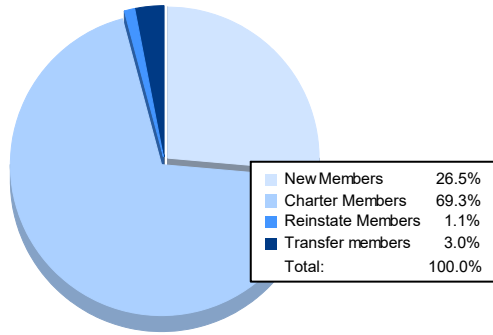


Year	New Clubs	Dropped Clubs	Gain/ Loss Clubs	New Members	Charter Members	Reinstate Members	Transfer Members	Total Member Added	Total Members Dropped	Gain/ Loss Members
2017-2018	0	0	0	151	1	1	1	154	173	-19
2018-2019	0	1	-1	108	0	2	0	110	200	-90
2019-2020	0	3	-3	90	0	2	3	95	221	-126
2020-2021	0	2	-2	92	0	2	6	100	166	-66
2021-2022	7	2	5	70	183	3	8	264	156	108
<b>Average</b>	<b>1</b>	<b>2</b>	<b>0</b>	<b>102</b>	<b>37</b>	<b>2</b>	<b>4</b>	<b>145</b>	<b>183</b>	<b>-39</b>



### Membership Composition June 2022 Cumulative



### Gender Composition June 2022 Cumulative

